

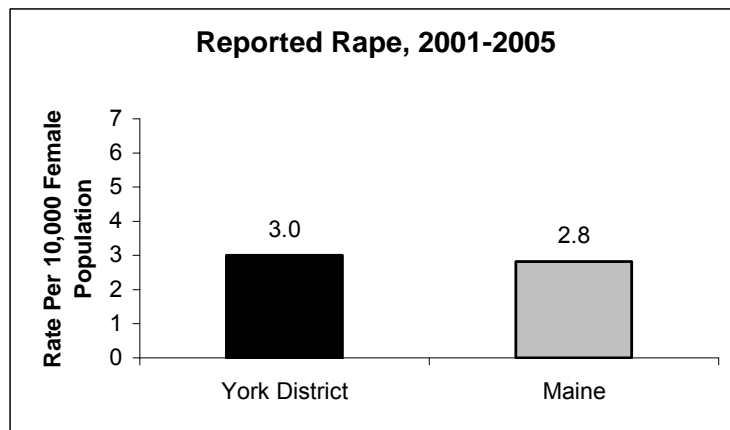
## YORK DISTRICT:

## Injury and Violence

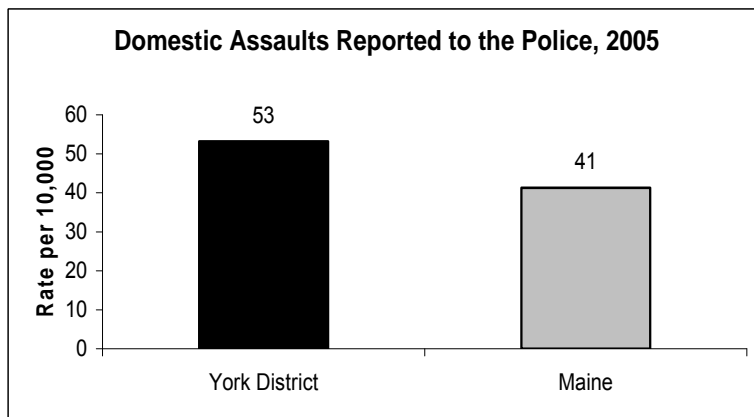
### Interpersonal Violence

Physical and sexual assault pose a serious threat to the public’s health and safety, affecting not only individuals but families, employers and neighborhoods. While men experience more physical assaults overall, women are disproportionately victims and survivors of sexual assault and interpersonal violence. This can have long-term implications on health and well-being. Those who have been raped or experience domestic violence may have increased risk for further injury, chronic illness, and poor mental health, and often have trouble in accessing and experiencing medical care. Addressing violence across the lifespan is critical to improve health in Maine.

DHHS’ Office of Child and Family Services at [www.maine.gov/dhhs/bcfs/](http://www.maine.gov/dhhs/bcfs/) and the Safe Families Partnership Initiative coordinated by the Division of Family Health at the Maine CDC at [www.maine.gov/dhhs/bcfs/](http://www.maine.gov/dhhs/bcfs/) are two key programs that are part of the State’s efforts to apply a public health approach to prevent interpersonal violence.



Source: Department of Public Safety: County Crime Analysis 2001-2005



Source: Department of Public Safety: County Crime Analysis 2005

|  | <b>York<br/>District Number</b> | <b>York<br/>District Rate</b><br>(± Margin of Error) | <b>Maine<br/>State Rate</b><br>(± Margin of Error) |
|--|---------------------------------|--|--|
| Reported Rapes <sup>1</sup>                              | 54.6<br>(avg per yr)            | 3.0 (±0.4)<br>(per 10,000 female<br>population)      | 2.8 (±0.1)<br>(per 10,000 female<br>population)    |
| Domestic Assaults<br>Reported to the Police <sup>2</sup> | 1,076                           | 53.2 (±3.2)<br>(per 10,000)                          | 41.3 (±1.1)<br>(per 10,000)                        |

1. Source: Department of Public Safety: County Crime Analysis 2001-2005

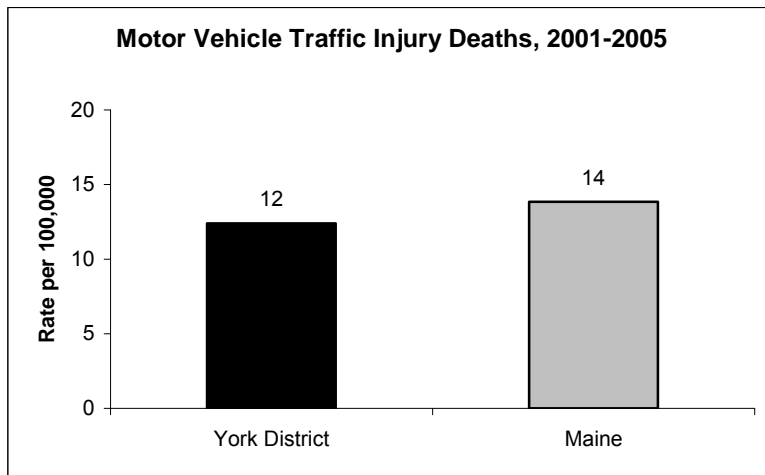
2. Source: Department of Public Safety: County Crime Analysis 2005

## Unintentional Injury

Unintentional injuries were the leading cause of death among 1-44 year olds in Maine in 2000-2004, and the 6<sup>th</sup> leading cause of death among all ages combined. Motor vehicle crashes are the most common cause of unintentional injury deaths in the state.

Unintentional falls were the leading cause of injury hospitalization among Mainers aged 65 and older in 2001-2005. Hip fractures in this age group are usually caused by falls and can result in reduced quality of life or premature death. Hip fracture hospitalizations are a key measure of the problem, and falls can be reduced or prevented.

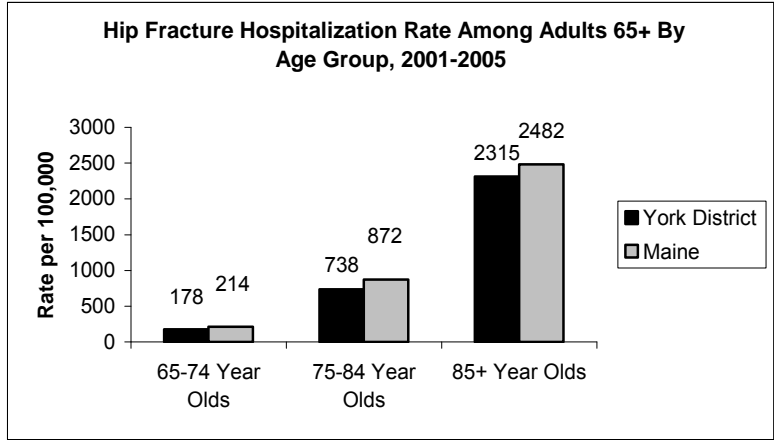
The Maine CDC’s Injury Prevention Program tracks and analyzes injury data and has recently revised the Maine Injury Prevention Plan. Contact the program at [www.maine.gov/dhhs/bohdcfh/inj/](http://www.maine.gov/dhhs/bohdcfh/inj/) .



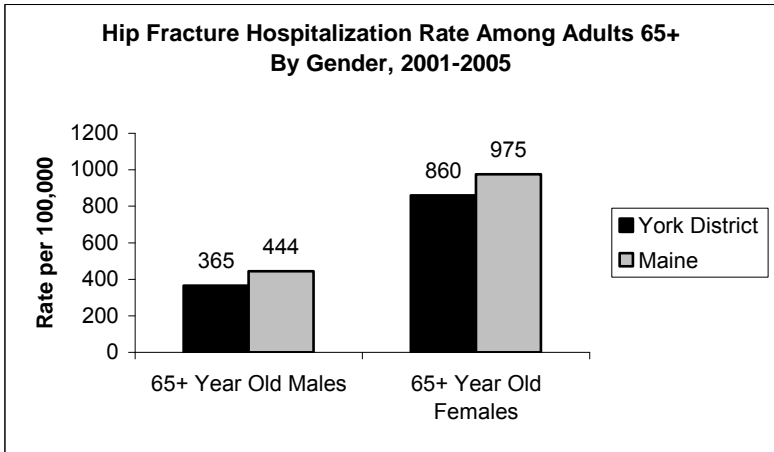
Source: 2001-2005 Maine Office of Data, Research and Vital Statistics; Age-adjusted to 2000 U.S. Standard Population

|   | <b>York District Number</b>    | <b>York District Rate</b><br>(± Margin of Error) | <b>Maine State Rate</b><br>(± Margin of Error) |
|---|--------------------------------|--|--|
| <b>Deaths for Unintentional Injuries Due to Motor Vehicle Traffic Crashes</b> | <b>24.4</b><br>(avg. per year) | <b>12.4 (± 2.2)</b><br>(per 100,000)             | <b>13.8 (±0.9)</b><br>(per 100,000)            |

Source: 2001-2005 Maine Office of Data, Research and Vital Statistics; Age-adjusted to 2000 U.S. Standard Population  
 ICD-10 Codes: V30-V39 (.4-.9), V40-V49 (.4-.9), V50-V59 (.4-.9), V60-V69 (.4-.9), V70-V79 (.4-.9), V81.1 V82.1, V83-V86 (.0-.3), V20-V28 (.3-.9), V29 (.4-.9), V12-V14 (.3-.9), V19 (.4-.6), V02-V04 (.1, .9) V09.2, V80 (.3-.5), V87(.0-.8), V89.2



Source: 2001-2005 Maine Hospital Discharge Datasets



Source: 2001-2005 Maine Hospital Discharge Datasets

|   | York District Number | York District Rate<br>(± Margin of Error)<br>Rate per 100,000 | Maine State Rate<br>(± Margin of Error)<br>Rate per 100,000 |
|---|----------------------|---|---|
| Hip Fracture Hospitalizations Among 65+ Year Olds – Overall | 874                  | 649.4 (± 43.1)  | 751.3 (± 17.5)  |
| 65-74 Year Olds   | 125                  | 178.3 (± 31.3)  | 214.1 (± 13.1)  |
| 75-84 Year Olds   | 348                  | 737.6 (±77.5)   | 872.2 (± 31.8)  |
| 85+ Year Olds   | 401                  | 2315.1 (±226.6)   | 2482.3 (±86.9)  |
| Males   | 209                  | 364.7 (±49.4)   | 443.5 (± 20.8)  |
| Females   | 665                  | 860.5 (±65.4)   | 974.6 (± 26.2)  |

Source: 2001-2005 Maine Hospital Discharge Datasets;  
 Definition: Discharges from Maine acute care hospitals for which the principal diagnosis is an injury (ICD-9 code 800-909.2, 909.4, 909.9, 910-994.9, 995.5-995.59, or 995.80-995.85) and the principal or secondary diagnosis is a hip fracture (ICD-9 code 820.x).